

Oconto County Posted Roads - Weight Restrictions

<u>Route -Road Name</u>	<u>From</u>	<u>To</u>	<u>Weight - Ton</u>
A	41	Y	12
AA	32	Menominee Line	12
D (ALL)	41	C	12
F (ALL)	32	Marinette Line	18
G	M	B	12
HH (ALL)	V V	Shawano Line	18
J	S	41	18
J	22	Marinette Line	18
J	22	41	18
K (ALL)	CC	M	18
M	B	141	18
N (ALL)	S	NN	12
NN (ALL)	S	N	12
P (ALL)	22	U	18
S	Y (MAIN STREET)	J	18
SS (ALL)	41	S	12
T (ALL)	W	32	18
U (ALL)	22	V	18
V (ALL)	32	Shawano Line	18
V V (ALL)	V	Menominee Line	18
W west (ALL)	32	Langlade Line	18
WW (ALL)	J	W	12
Y	Marinette Line	S (Park Ave/Collins Ave)	18
Z	M	Klondike	18

*** ALL means the
entire road is posted.**

OCONTO COUNTY HIGHWAY SEASONAL WEIGHT LIMIT POSTING DEFINITIONS

SINGLE AXLE: SIX (6) TONS

For a single-axle vehicle, you are allowed six tons for the front steer axle and six tons for the rear drive axle—a grand total of 12 tons, or 24,000 pounds.

TANDEM AXLE: TEN (10) TONS

For a tandem axle vehicle, you are allowed six tons for the front steer axle and ten tons total for the rear tandem drive axles—a grand total of 16 tons, or 32,000 pounds.

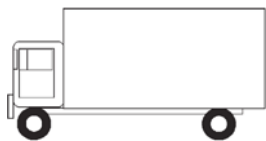
VEHICLES WITH AN ADDITIONAL TAG OR PUSHER AXLE:

If you have an additional, independent pusher axle or tag axle with suspension independent of the suspension of the tandem drive axles, you are allowed an additional six tons for that axle—a grand total of 22 tons, or 44,000 pounds. These are typically described as tri-axle vehicles.

STATE STATUTE 348.01 (2) (C) – DEFINITION OF TANDEM AXLE

“‘Tandem axle’ means any 2 or more consecutive axles whose centers are 42 or more inches apart and which are individually attached to or articulated from, or both, a common attachment to the vehicle including a connecting mechanism designed to equalize the load between axles.”


SINGLE AXLE - 12 T MAX




26 T MAX



TANDEM AXLE - 16 T MAX




26 T MAX



TRI-AXLE - 22 T MAX



22 T MAX



DISCLAIMER

All vehicles traveling on Oconto County highways are regulated by the laws of the State of Wisconsin, which govern the legal axle weights for each type of vehicle. The definitions stated above are for explanatory purposes only; it is the responsibility of the vehicle operator to understand and comply with all Wisconsin and Oconto County laws.

OCONTO COUNTY PERMIT TO EXCEED POSTED WEIGHT LIMIT



Email: hwycm@ocontocountywi.gov

PO Box 138, Oconto, WI 54153

Phone #: (920) 834-6886

Fax #: (920) 834-6887

Fees as of January 1, 2024:

One Truck, One Trip -----	\$ 100.00
One Truck, Numerous Trips -	\$200.00
Fleet, Numerous Trips -----	\$500.00

Company Name _____ Contact Person _____

Address _____

City, State & Zip _____

Telephone No. _____ Fax No. _____

Email Address _____

Insurance Carrier _____

Please fill out following information for each truck you want included on permit. Attach additional sheets if needed.

<u>Truck Number (if applicable)</u>	<u>Year</u>	<u>Make</u>	<u>License Number</u>
-------------------------------------	-------------	-------------	-----------------------

_____	_____	_____	_____
_____	_____	_____	_____
_____	_____	_____	_____
_____	_____	_____	_____

Description of load: _____

Reason for permit request: _____

Roads to be traveled: _____

* * * * * **PERMIT MUST BE CARRIED BY OPERATOR** * * * * *

Issued By: _____ Date Issued: _____ Date Permit Expires: _____

Comments: _____

OFFICE USE ONLY ——— Date Pmt Rec'd: _____ Approved Permit Back to Requestor (Date): _____ Via (Email/Fax/Mail): _____